

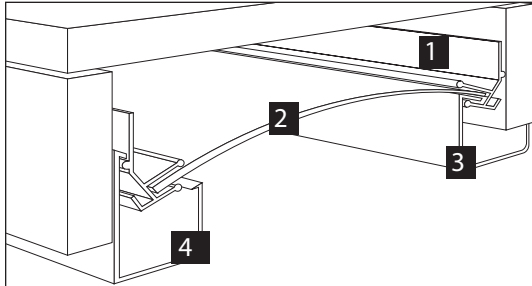
:: HOW TO ::

INSTALL UNDERDECK

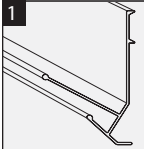

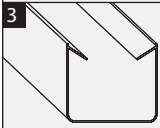
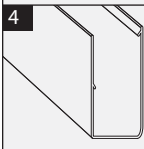
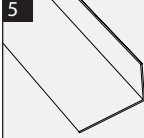
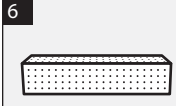


PRO SERIES INSTALLATION INSTRUCTIONS

UNDERDECK CAN BE INSTALLED ON VIRTUALLY ANY SIZED DECK



USE CHART BELOW TO DETERMINE MATERIALS REQUIRED
 Product compatible with 12", 16", and 24" on-center joist spacing
 Available on a special order basis

WHAT YOU WILL NEED:		**MEASURE JOIST LENGTH IN LINEAL FEET**
	36" long	JOIST RAILS Number of joist spaces _____ x length of joist in inches _____ x 2 ÷ 37 = _____ number of joist rails (10' = 120" 12' = 144" 14' = 168" 16' = 192")
	10', 12', 14', 16' lengths	COLLECTOR PANELS —12" on-center 16" on-center 24" on-center Number of joist spaces _____ = number of collector panels Length of joist in feet _____ = length of collector panels
	10', 12', 14', 16' lengths	JOIST GUTTERS Number of inside joists _____ = number of joist gutters Length of joist in feet _____ = length of joist gutters
	10', 12', 14', 16' lengths	BOUNDARY GUTTERS Number of outside joists _____ = number of boundary gutters (typically 2) Length of outside / edge joists in feet _____ = length of boundary gutters
	12', 16', 24' on center spacing	WATER DIVERTERS Ñ 12" on-center 16" on-center 24" on-center Number of joist spaces _____ = number of water diverters
	5" strips	FOAM WEATHER STRIPS Number of joist gutters _____ = number of foam weather strips Number of boundary gutters _____ = number of foam weather strips

